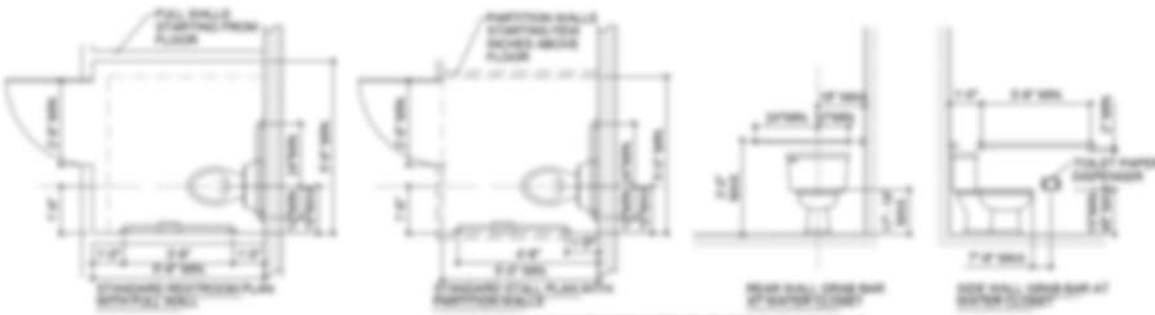
1 Section 1
1:1002 Section 2
1:100


Scale	1:100
Author	
Reviewer	
Project No.	
Sheet No.	A105



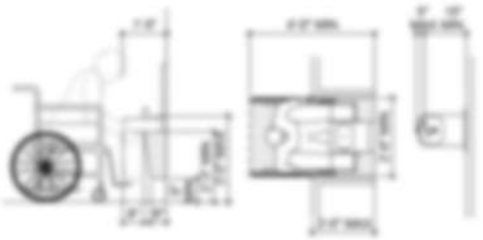
WATER CLOSET AND GRAB BAR REQUIREMENTS
SEE SECTION 05300 FOR DETAILS OF ALL TOILETS AND TOILET ROOMS TO BE INSTALLED



STANDARD ROLL IN SHOWER (TAS 2012)
SEE SECTION 05300 FOR DETAILS OF STANDARD ROLL IN SHOWER



STANDARD ROLL IN SHOWER (TAS 2012)
SEE SECTION 05300 FOR DETAILS OF STANDARD ROLL IN SHOWER




DRINKING FOUNTAIN REQUIREMENTS
NOTE: EQUIPMENT PERMITTED IN SHOWER ROOMS
 MUST MEET ALL CODE REQUIREMENTS FOR CLEAR FLOOR SPACE




CLEAR FLOOR SPACE AT LAVATORIES AND SINK
SEE SECTION 05300 FOR DETAILS OF LAVATORIES AND SINKS



URINAL CLEARANCES
SEE SECTION 05300 FOR DETAILS OF URINALS




STANDARD HEIGHTS
SEE SECTION 05300 FOR DETAILS OF COUNTERTOPS AND SINKS

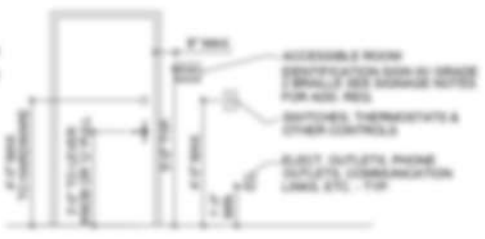


ACCESSIBLE RESTROOM DIMENSIONS
RESTROOM LAYOUT IS FOR REFERENCE ONLY.

THE PROJECT OWNER AND GENERAL CONTRACTOR SHALL BE RESPONSIBLE FOR THE PROVISION OF ACCESSIBLE TOILETS AND SHOWERS. THE CONTRACTOR SHALL BE RESPONSIBLE FOR THE PROVISION OF ACCESSIBLE TOILETS AND SHOWERS. THE CONTRACTOR SHALL BE RESPONSIBLE FOR THE PROVISION OF ACCESSIBLE TOILETS AND SHOWERS.



STANDARD ACCESSIBLE REQUIREMENTS
SEE SECTION 05300 FOR DETAILS OF CURB CUTS AND SINKS



ACCESSIBLE FLOOR
SEE SECTION 05300 FOR DETAILS OF ACCESSIBLE FLOOR

NOTE: ALL ACCESSIBLE TOILETS, LAVATORIES, SINKS, AND SHOWERS SHALL BE INSTALLED TO MEET ALL CODE REQUIREMENTS FOR CLEAR FLOOR SPACE AND REACH HEIGHTS. THE CONTRACTOR SHALL BE RESPONSIBLE FOR THE PROVISION OF ACCESSIBLE TOILETS AND SHOWERS.

DM

MULTIMEDIA DEVELOPMENT - PLUS


PROVIDING THE BEST SOLUTIONS FOR YOUR PROJECT

DATE: _____

SCALE: _____

PROJECT: _____

SHEET: **A107**



MULTIMEDIA DEVELOPMENT - PLUS
 PROJECT & ARCHITECTURE - TRANSPARENT 17

1	2	3	4	5	6	7	8	9	10	11	12	13	14	15	16	17	18	19	20	21	22	23	24	25	26	27	28	29	30	31	32	33	34	35	36	37	38	39	40	41	42	43	44	45	46	47	48	49	50	51	52	53	54	55	56	57	58	59	60	61	62	63	64	65	66	67	68	69	70	71	72	73	74	75	76	77	78	79	80	81	82	83	84	85	86	87	88	89	90	91	92	93	94	95	96	97	98	99	100
---	---	---	---	---	---	---	---	---	----	----	----	----	----	----	----	----	----	----	----	----	----	----	----	----	----	----	----	----	----	----	----	----	----	----	----	----	----	----	----	----	----	----	----	----	----	----	----	----	----	----	----	----	----	----	----	----	----	----	----	----	----	----	----	----	----	----	----	----	----	----	----	----	----	----	----	----	----	----	----	----	----	----	----	----	----	----	----	----	----	----	----	----	----	----	----	----	----	----	-----

Scale: 1:100
 Date: 10/2011
 Author: [Name]





MULTIMEDIA DEVELOPMENT - PLUS
 ARCHITECTURE - INTERIORS - LANDSCAPE ARCHITECTURE

NO.	DESCRIPTION
1	...
2	...
3	...
4	...
5	...
6	...
7	...
8	...
9	...
10	...
11	...
12	...



NO. 114
 A114